




Week 10: June 8th - 12th

	Literacy/Language	Math
Mon.	<ul style="list-style-type: none"> ★ Practice the two words: 1) fun and 2) funny ★ Print the words 5 times ★ Try to make words that rhyme with fun and funny. Make a list of the rhyming words...hint: sun and sunny ★ Take some books and read in the shade. Use your nose and sniff summer! What can you smell? Flowers? BBQ?? 	<ul style="list-style-type: none"> ★ All about 10! ★ Touch your toes 10 times, run on spot and count up to 10, run on the spot and count down to 0, practice printing ten, and 10...remember the 1 is straight and the 0 is curvy ★ Print your best 10 - do it 10 times.
Tues.	<ul style="list-style-type: none"> ★ We see with our eyes. Ask a grown up to help make "binoculars". Have fun! Go outside and stand in one spot- what can you see??  <p>Make a list of things you can see with your binoculars.</p>	<ul style="list-style-type: none"> ★ Make sets of 10 using small things in your house ★ Review part/part/whole by making two parts your 10 (ex: 2 and 8, 5 and 5, etc) ★ How many different ways can you show two parts of 10? ★ draw/ represent ways to show part/part/whole of 10 ★ Listen to the song https://www.youtube.com/watch?v=2S_fbCGwOM ★ March along with the ants!!!
Wedn.	<ul style="list-style-type: none"> ★ We hear with our ears. Stay still and quiet for a minute. Make a list of things you can hear. Can you hear something funny? ★ Ask for a grown up's help to make these paper cup phones. 	<ul style="list-style-type: none"> ★ You are a nature ninja ★ Take chalk (if you have some) and draw a hopscotch grid, if not make one on paper to practice printing numbers 
Thurs.	<ul style="list-style-type: none"> ★ We taste with our tongue. Have a grown up help you read the poem "Ice Cream" ★ What is your favorite kind? Draw a picture of an ice cream cone. Use a triangle for the cone and a circle for 	<ul style="list-style-type: none"> ★ Review friends of ten by completing the task sheet (butterfly sheet) if you cannot print it, you draw it on paper! ★ Ask a grown up to play the challenge game with you. You will need some playing cards, taking out the kings, queens, and

the ice cream.

- ★ Print words that tell about the ice cream. Is it cold? Is it slippery?
- ★ Have fun! You can listen to the poem too.
https://www.youtube.com/watch?v=SLSV_KloxqA

jacks. Make two piles of cards. Turn over the top card over-
the highest card "wins"

- ★ Have fun!

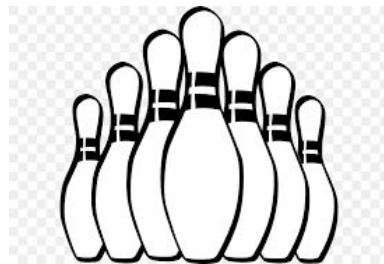
Fri.

- ★ If you have chalk print the words fun and funny outside, if not use paper with crayons or markers.
- ★ Find five things you can touch- a rock, a leaf, bark, etc.
- ★ Talk about how they feel to touch. (soft, hard, sticky, etc)
- ★ Take some books and read under a tree.
- ★ When you go inside you can listen to the ice cream calendar song:
<https://www.youtube.com/watch?v=oyg6L6X5JPQ>
- ★

- ★ You are a nature ninja! You are going to jump in puddles (paper puddles)
- ★ Before you go outside, cut ten circles from paper
- ★ Write the number 1-10 putting one number on each circle
- ★ Go outside and spread the circles out close enough to jump on
- ★ Start at number 1 and jump to 10 and try jumping from 10 to 1

Challenge of the Week

Beginning on Monday, start collecting toilet paper tubes or paper towel tubes (you can cut in two). Try to collect 10 by Friday. Find a flat place, maybe the top of the table, stand the 10 tubes upright like bowling pins. Roll a small ball towards the tubes. How many did you knock over? How many are still standing? These are two parts of 10! Have fun!!



ICE CREAM

Ice cream in a bowl

Ice cream in a cone

Ice cream any way I want

As long as it's my own

Ice cream can be sticky

Ice cream can be sweet

Ice cream is delicious

It's my favourite treat!

Task Sheet

Butterflies





Name _____

Let's Make 10







Draw butterflies to make ten. Finish the number model.

$$2 + \underline{\quad} = 10$$

$$4 + \underline{\quad} = 10$$

$$6 + \underline{\quad} = 10$$

If you have access to a computer or tablet...here are some recommendations:

Literacy Links:

www.raz-kids.com

<https://jr.brainpop.com/>

<https://classroommagazines.scholastic.com/support/learnathome.html>

<http://scholastic.ca/kids/thingstodo/>

<https://www.dreambox.com/canada>

<https://ca.ixl.com/ela/grade-2>

<https://www.getepic.com/>

<https://www.literacyfootprints.com/digital-reader>

YouTube: Lunch doodles with Mo Williams: <https://www.youtube.com/watch?v=RmzjCPQv3y8>

Sight Word Review with Jack Hartmann:

https://www.youtube.com/watch?v=-qlxhNe5_S0&list=PLQK2XiUY9C2hzWftkn2WCyhzb0g4DJJZ


Cosmic Yoga: <https://www.youtube.com/user/CosmicKidsYoga>

EECD Information: https://www2.gnb.ca/content/gnb/en/departments/education/learning_at_home.html


Reading Strategies...what to do when you are stuck on a word...




Sharpy Shark
Hunt for sight words.




Eagle Eye
Look at the pictures!



Lips the Fish
Get your lips ready!



Elephant Ears
Do the letter and sound match?



Stretchy Snake
Stretch out the word.


**Are you stuck on a word?
Use these strategies!**




Chunky Monkey
Look for phonics chunks.



Skippy Frog
Skip the word and reread.



Flippy Dolphin
Flip the vowel sound!



Tryin' Lion
Try a word that makes sense!



Helpful Kangaroo
Ask for help!