

Week 9: June 1st - 5th

	Literacy/Language	Math
Mon.	<ul style="list-style-type: none"> ★ Practice reading and printing the word: <u>little</u> ★ Print it using BIG letters, then print it using tiny letters. Can you print it 5 times? ★ Draw pictures of some little things you find around your house...make a list too!! ★ Read and enjoy books for 10-15 minutes 	<ul style="list-style-type: none"> ★ Pretend this week you are going to camp mathematician with your kindergarten friends!!! ★ Your first job is to draw a picture of yourself in your camp uniform. Since you are going to camp mathematician, maybe your uniform can have patterns, numbers, shapes, etc. ★ Be creative!!!
Tues.	<ul style="list-style-type: none"> ★ Print the letters l/i/t/l/e on 6 small squares of paper. Mix up the letters. Can you make the word "little"? Mix and try again. Can you ask a grown up to try? Are they right? ★ Draw and write about something you like to do when the weather is nice out!! ★ Look at books on the literacy footprint site or choose books from your own collection . 	<ul style="list-style-type: none"> ★ You will be going to camp for a whole week!!! What will you need to pack?? How many days is in a week??? 7!! So how many socks, pairs of pajamas, shorts, t-shirts, etc. ★ You can draw a picture or make a list of all the things you think you will need for a week at camp. ★ Maybe you will want to include the days of the week in your list, you can use a calendar to help you write the words!
Wedn.	<ul style="list-style-type: none"> ★ Check out the story "the very hungry caterpillar" https://www.youtube.com/watch?v=75NQK-Sm1YY ★ Make a list or draw the items that the hungry caterpillar ate through during the story ★ Draw a picture of a butterfly 	<ul style="list-style-type: none"> ★ Create a model of what your cabin will look like. You can make it with sticks, or play doh, lego or just draw one with paper and crayons. (whatever you have at your house to work with) ★ What shapes will you use to create your cabin? Circles, squares, rectangles, any 3d shapes???
Thurs.	<ul style="list-style-type: none"> ★ Look through old magazines, books, or newspapers and see if you can find the word <u>little</u> ★ Hide a mystery object in a box. Give clues to a family member about what is inside the box. See if they can guess your object! Take turns. ★ Go on a reading picnic. Get an old blanket, some snacks and some favorite books. Find a comfy spot in 	<ul style="list-style-type: none"> ★ There is a pond at the camp...and there are some animals living in the pond.... "Five speckled Frogs" https://www.youtube.com/watch?v=VQTVrxj4l6o ★ Draw a picture of some frogs in the pond and some out of the pond. ★ You can add a part part whole box for your picture too!! Write a sentence of how many frogs are in and out of the

your yard and enjoy books for 10-15 mins.

pond.

Fri.

- ★ If you have sidewalk chalk, practice printing the word: little or use paper and pencils inside!
- ★ Listen to "My five senses"
<https://www.youtube.com/watch?v=8FW2jQqweOg>
- ★ Make a list of the five senses, and what you can see, hear, smell, taste, and feel in your house, or go outside in your yard!


- ★ Go on a nature walk or pretend to.....and see if you can find 1 of something, 2 , 3 ,4, all the way to 10.
- ★ Make a list of the different animals, insects, bugs, leaves, or whatever you are able to see or imagine on your walk.
- ★ You should include the number, the word of the number, a picture showing the object (ie: 2 two then a picture of two lady bugs)
- ★ https://www.youtube.com/watch?v=5_ShP3fiEhU "going on a bear hunt"

Challenge of the Week


1- go and find some different leaves in your yard, or go for a nature walk!

2- Create different animals or object.

3- try using a one leaf for a picture, than two for another, and 3....etc.



Nature Number Art Challenge



If you have access to a computer or tablet...here are some recommendations:

Literacy Links:

www.raz-kids.com

<https://jr.brainpop.com/>

<https://classroommagazines.scholastic.com/support/learnathome.html>

<http://scholastic.ca/kids/thingstodo/>

<https://www.dreambox.com/canada>

<https://ca.ixl.com/ela/grade-2>

<https://www.getepic.com/>

<https://www.literacyfootprints.com/digital-reader>

YouTube: Lunch doodles with Mo Williams: <https://www.youtube.com/watch?v=RmzjCPQv3y8>

Sight Word Review with Jack Hartmann:

https://www.youtube.com/watch?v=-qlxhNe5_S0&list=PLQK2XiUY9C2hzWftkn2WCyhzrb0g4DJJZ

Cosmic Yoga: <https://www.youtube.com/user/CosmicKidsYoga>

EECD Information: https://www2.gnb.ca/content/gnb/en/departments/education/learning_at_home.html

Five Senses

SCIENCE **The Five Senses** 


THE SENSE	PART OF THE BODY	VERB - ACTION
SIGHT	EYES 	SEE 
SMELL	NOSE 	SMELL 
HEARING	EARS 	HEAR 
TASTE	TONGUE 	TASTE 
TOUCH	SKIN (HAND) 	TOUCH 

© Woodward English


Reading Strategies...what to do when your stuck on a word...




Sharpy Shark
Hunt for sight words.




Eagle Eye
Look at the pictures!



Lips the Fish
Get your lips ready!




Elephant Ears
Do the letter and sound match?



Stretchy Snake
Stretch out the word.


Are you stuck on a word? Use these strategies!




Chunky Monkey
Look for phonics chunks.



Skippy Frog
Skip the word and reread.



Flippy Dolphin
Flip the vowel sound!



Tryin' Lion
Try a word that makes sense!



Helpful Kangaroo
Ask for help!